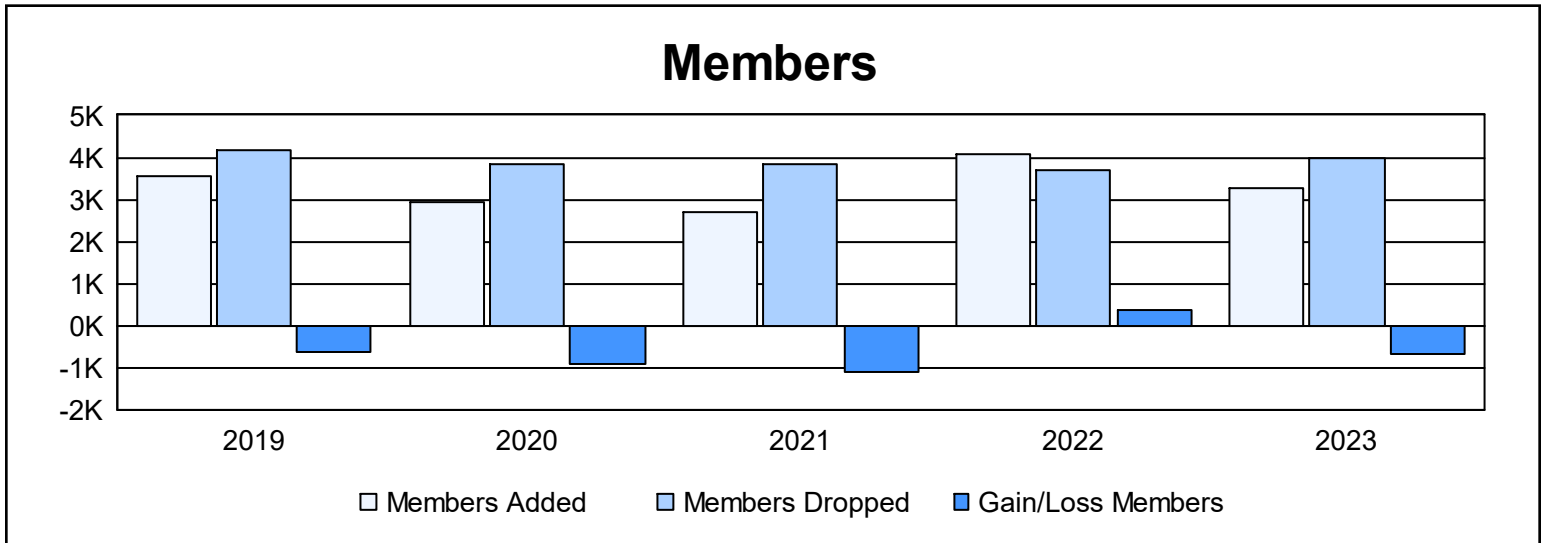
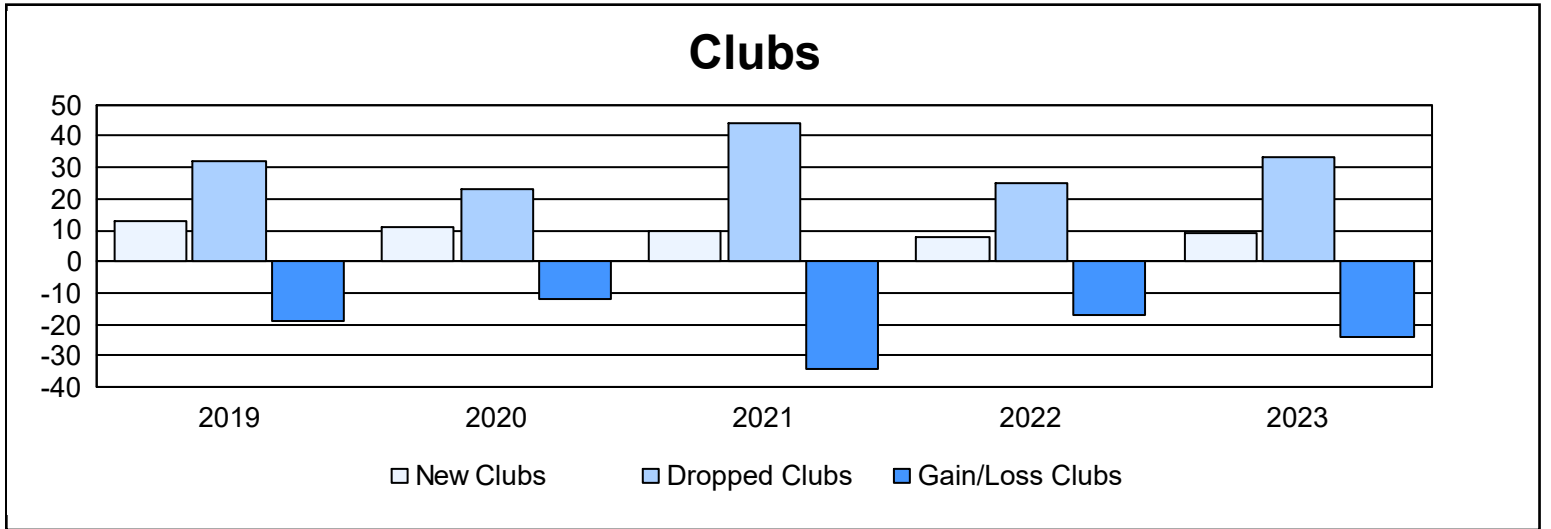


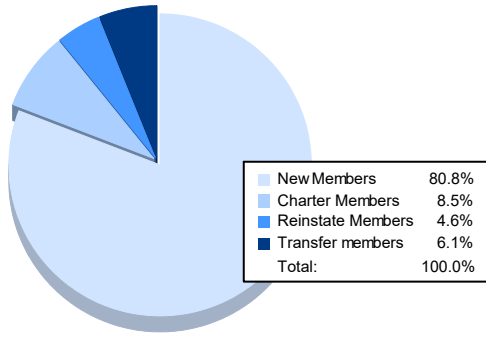
Multiple District 2

As of June 2023 Cumulative

Year	New Clubs	Dropped Clubs	Gain/ Loss Clubs	New Members	Charter Members	Reinstate Members	Transfer Members	Total Member Added	Total Members Dropped	Gain/ Loss Members
2018-2019	13	32	-19	2,732	472	166	182	3,552	4,163	-611
2019-2020	11	23	-12	2,222	380	138	172	2,912	3,842	-930
2020-2021	10	44	-34	2,160	277	133	122	2,692	3,817	-1,125
2021-2022	8	25	-17	3,370	287	269	152	4,078	3,712	366
2022-2023	9	33	-24	2,644	278	152	200	3,274	3,964	-690
Average	10	31	-21	2,626	339	172	166	3,302	3,900	-598



Membership Composition June 2023 Cumulative



Gender Composition June 2023 Cumulative

